

Name \_\_\_\_\_ School \_\_\_\_\_

**Instructions for Home Practice Guide Completion:** Each week, your child's practice should have a specific focus. We are providing you with practice goals and objectives for each week of the month. In most cases, your child will receive instruction on the material prior to playing the material at home. Each week, he/she needs to practice the assigned material repeatedly. Once your child feels prepared to play the assigned piece(s) for you, he/she will give you a short concert and/or explanation of the material. Once the concert is completed, please sign the appropriate week's box.

| Date | Page #s  | Pages Completed/Song(s) Played   | Parent Sig. |
|------|----------|--|-------------|
|      | 39       | # 100- Clown Dance (with repeats= 3 times)   |             |
|      | 41<br>42 | #109- Lightly Row<br>#112- Old MacDonald   |             |
|      | 43       | #115- Apples, Bananas, and Cherries<br>#116- Merry Go Round<br>#117- Go Tell Aunt Rhodie |             |
|      | 44       | #122- D Scale and Arpeggio   |             |
|      | 45       | #123- School March<br>#124- Bohemian Folk Song<br>#125- Scotland's Burning               |             |

\*\*Many of our spring concert songs are posted online for practicing at our website:

<http://www.mrwentzel.com/Stringpage.html>

### Spring Concert Dates and Times

**Monday, May 8 @ Wood Canyon :**      **George White, Hidden Hills, Wood Canyon**  
**4th Grade Strings performance:**      **5:30pm - 6:00pm; arrival time 5:00 pm**


**Tuesday, May 9 @ Clarence Lobo:**      **Del Obispo, John Malcom, Lobo**  
**4th Grade Strings performance:**      **5:30pm - 6:00pm; arrival time 5:00 pm**


**Thursday, May 18 @ San Juan Elementary :**      **San Juan**  
**4th Grade Strings performance:**      **5:30pm - 6:00pm; arrival time 5:00 pm**


**Due the week of May 1, 2017**


# Musical Words - Viola


Each group of notes spells a word.  
Write the word that each group spells.


Example  B E D


1   
\_ \_ \_


2   
\_ \_ \_


3   
\_ \_ \_


4   
\_ \_ \_


5   
\_ \_ \_


6   
\_ \_ \_


7   
\_ \_ \_


8   
\_ \_ \_


9   
\_ \_ \_


10   
\_ \_ \_


11   
\_ \_ \_


12   
\_ \_ \_


13   
\_ \_ \_

14   
\_ \_ \_

15   
\_ \_ \_

16   
\_ \_ \_

17   
\_ \_ \_

18   
\_ \_ \_